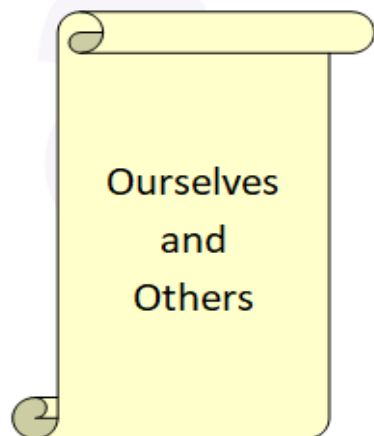


# Mount Isa SOTA Mantras

**S**afe



Ourselves  
and  
Others

**O**rganised



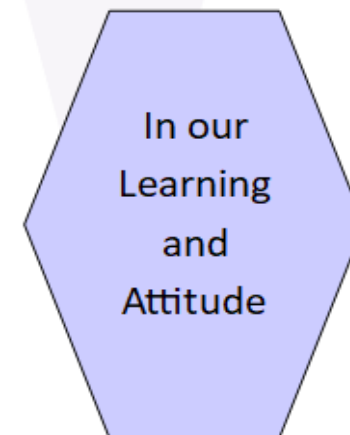
Our  
Belongings  
and Selves

**T**houghtful



And  
Respectful to  
Adults and Peers

**A**ctive



In our  
Learning  
and  
Attitude

School Value	Home School Room	On Air Classroom	Field Event	MISOTA campus
<b>S</b> afe	<ul style="list-style-type: none"> <li>Keep the school room tidy</li> <li>Walk with sharp objects</li> <li>If going outside make sure you put on a hat, slap on some sunscreen and cover up</li> <li>Keep hydrated. Have a full water bottle ready for learning.</li> <li>Have clean hands before you start your school work</li> <li>Report any unknown digital contacts to your home tutor (social networks etc)</li> </ul>	<ul style="list-style-type: none"> <li>Follow teacher directions respectfully</li> <li>Use of respectful written communication in chatbox to peers and teacher</li> <li>Report any unknown or unfriendly digital communication to your class teacher (school emails; school online subscriptions; Blackboard chatbox)</li> <li>Only edit or work on another student's page with permission</li> </ul>	<ul style="list-style-type: none"> <li>Follow directions of the Field Teachers</li> <li>Respect the personal space of others</li> <li>Work within the space provided for learning and keep the space tidy</li> <li>Help pack up</li> <li>Bring a hat, sunscreen and wear suitable footwear and clothes</li> <li>Walk together and stay with your group</li> <li>Practise water safety skills when participating in pool events</li> <li>If you need to leave the group you must let the teacher know</li> </ul>	<ul style="list-style-type: none"> <li>Sign in at the front office</li> <li>Bring a hat, sunscreen and suitable footwear</li> <li>Walk in the school buildings</li> <li>Walk with an adult in the car park</li> <li>Have an adult with you in the outdoor playground</li> <li>Practise safe turn taking on the playground equipment</li> <li>Always stay with your teacher until your home tutor arrives</li> <li>Follow MISOTA staff directions</li> </ul>
<b>O</b> rganised	<ul style="list-style-type: none"> <li>Have your Unit Timetable or Subject Unit Planner in a visible space – wall or folder</li> <li>Have your Primary Studio or Secondary Timetable with dial in codes easily available in your learning space</li> <li>Be responsible for your own school materials</li> <li>Put equipment away</li> <li>Have materials ready for on air lessons</li> </ul>	<ul style="list-style-type: none"> <li>Have materials ready for your on air lessons</li> <li>Be on time to your lesson</li> <li>Promptly complete your lesson work in break out rooms or on your desktop in the time allocated</li> </ul>	<ul style="list-style-type: none"> <li>Follow teacher instructions</li> </ul>	<ul style="list-style-type: none"> <li>Let your teacher know you are coming to the school beforehand</li> <li>Bring your school resources with you including pencil case, unit materials and your own laptops</li> </ul>
<b>T</b> houghtful	<ul style="list-style-type: none"> <li>Work with your home tutor, and follow their directions</li> <li>Assist your siblings or peers</li> <li>Help clean up your learning space each day</li> </ul>	<ul style="list-style-type: none"> <li>Use your on air etiquette</li> <li>Use appropriate language</li> <li>Be patient and wait quietly while others share their opinions</li> <li>Respect that others are allowed to have opinions different to yours</li> <li>Give others constructive feedback</li> <li>Assist others where you can</li> </ul>	<ul style="list-style-type: none"> <li>Use inside voices when needed</li> <li>Respect the personal space of others</li> <li>Help your peers and those younger than you</li> <li>Include everyone in activities</li> <li>Use appropriate language</li> </ul>	<ul style="list-style-type: none"> <li>Use inside voices</li> <li>Greet everyone you meet with a smile and a hello</li> </ul>
<b>A</b> ctive	<ul style="list-style-type: none"> <li>Be a learner - <ul style="list-style-type: none"> <li>Be enthusiastic</li> <li>Be positive</li> <li>Be engaged and actively listen</li> </ul> </li> <li>Look after your own learning materials</li> <li>Share your learning and evidence of work with you home tutor each day</li> <li>Take a regular break from your workspace (frequency and time dependent on age)</li> </ul>	<ul style="list-style-type: none"> <li>Participate in class activities for learning</li> <li>Give feedback or question to further your own learning</li> <li>Be enthusiastic</li> <li>Be positive</li> <li>Be engaged and actively listen</li> </ul>	<ul style="list-style-type: none"> <li>Give new things a go</li> <li>Persist if something is tricky</li> <li>If needed, ask a peer or field teacher for help</li> </ul>	<ul style="list-style-type: none"> <li>Introduce yourself to staff at the school who may not know you</li> <li>Ask any staff member any questions you may have or if you need anything</li> <li>Attend your on air lessons with your teachers as per your normal daily timetable</li> </ul>

## Consequences for Unacceptable Behaviour

### On Air

## Universal / Targeted / Intensive Behaviour Support

### Step 1

Remind class of appropriate behaviour.



### Step 2

Remind individual of appropriate behaviour.



### Step 3

Insist on appropriate behaviour from individual.



### Step 4

Contact home tutor for support.



### Step 5

Request home tutor present on air.



### Step 6

Consult with Principal regarding further action:

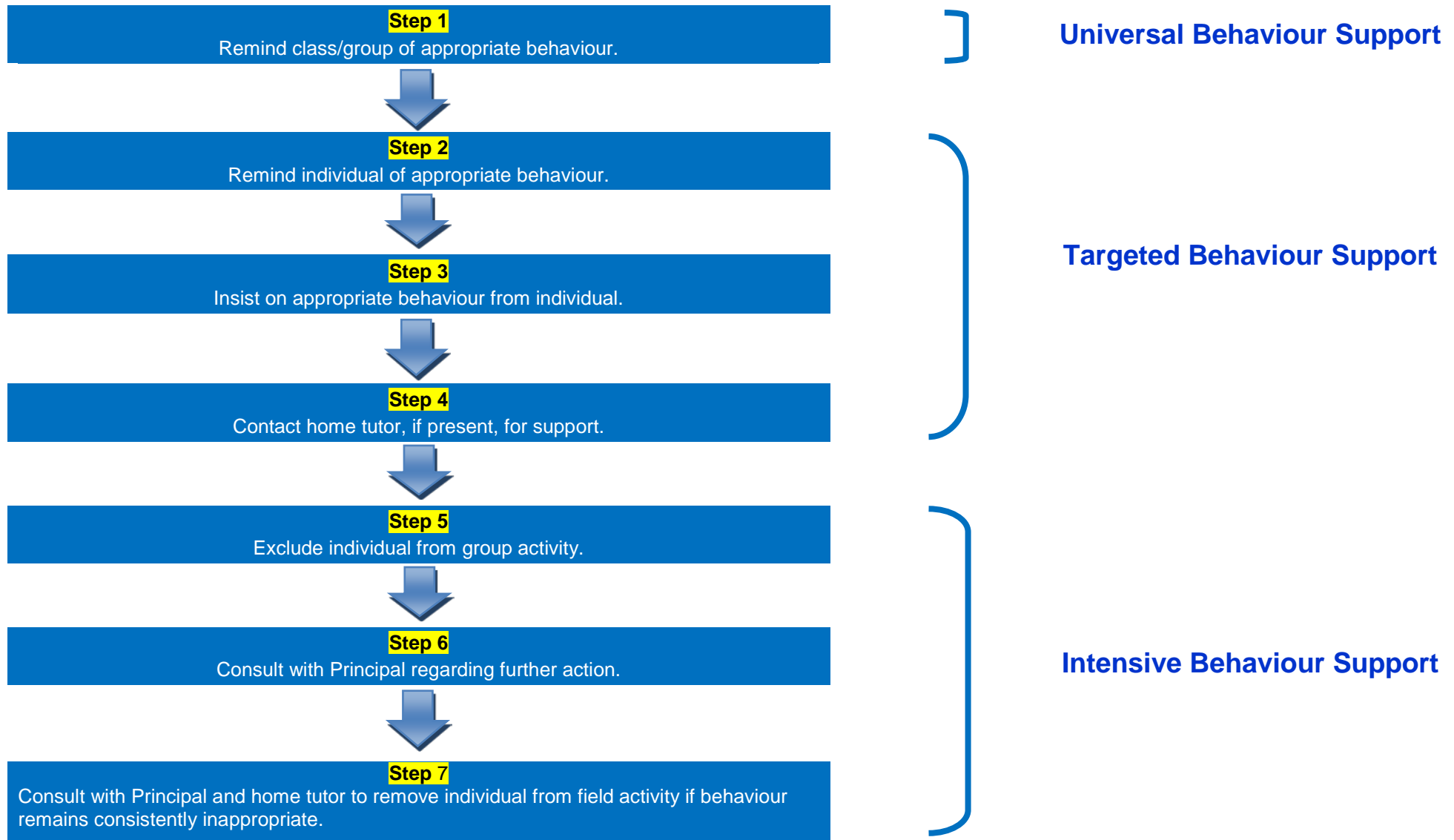
- Parent interviews
- Remedial strategies
- GO input

Universal Behaviour Support

Targeted Behaviour Support

Intensive Behaviour Support

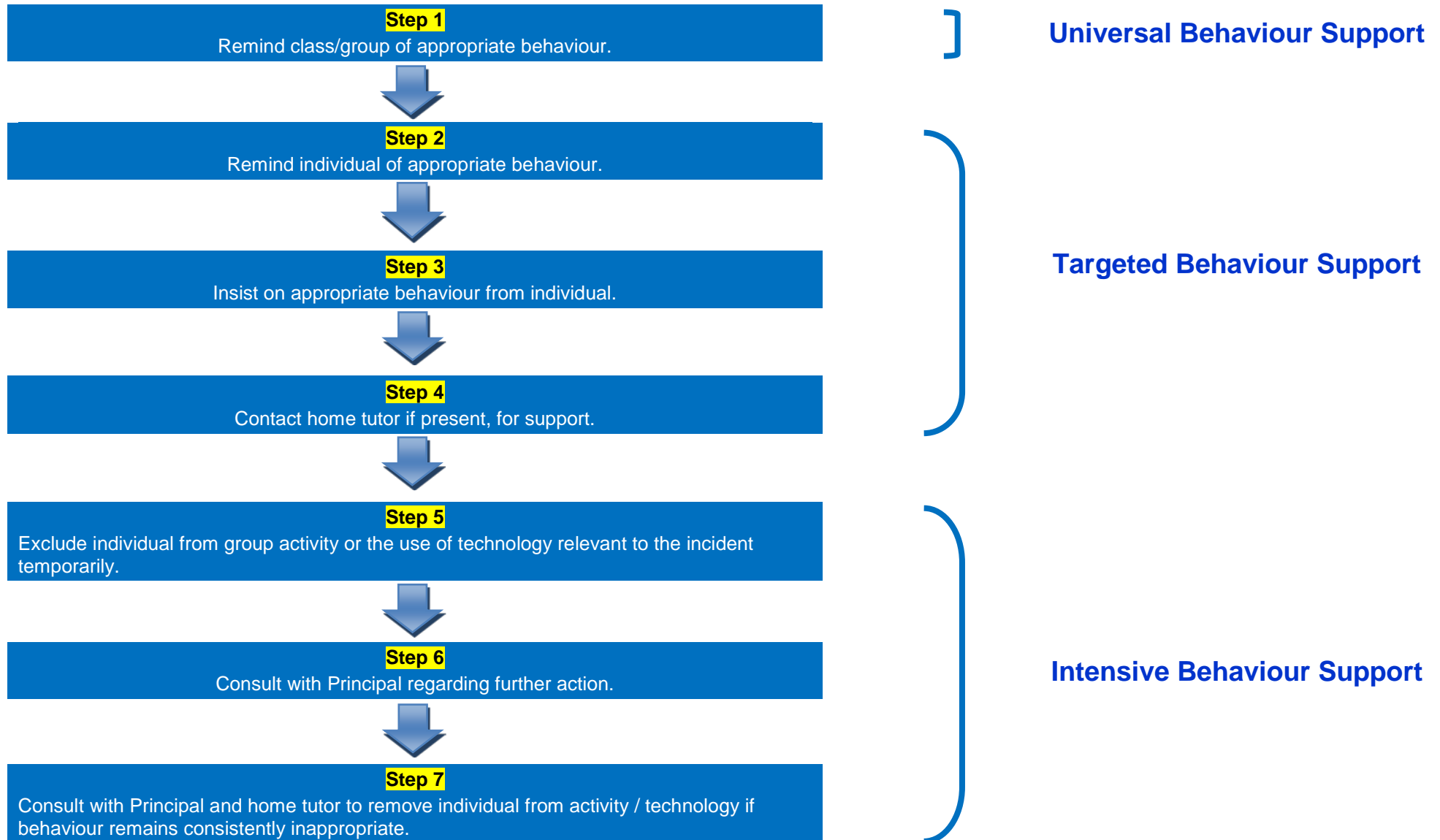
**Consequences for Unacceptable Behaviour**  
In Field  
**Universal / Targeted / Intensive Behaviour Support**



**Consequences for Unacceptable Behaviour**

## Bullying & Cyber-bullying/ Inappropriate use of communication and technology

### Universal / Targeted / Intensive Behaviour Support



**Suggested Isolated Home Classroom procedure**

**Step 1**

Home Tutor introduces SOTA & Home School Room Student Learning Behaviour Expectations. Create Home School Room rewards and consequences. Remind all students of appropriate behaviour.

**Step 2**

Home Tutor reminds individual of appropriate behaviour. Refer to SOTA and Home School Room Student Learning Behaviour Expectations and refer to Home School Room rewards and consequences.

**Step 3**

Home Tutor insists on appropriate behaviour from individual. Refer to SOTA and Home School Room Student Learning Behaviour Expectations and implement Home School Room rewards and consequences.

**Step 4**

Home Tutor continues to implement Home School Room rewards and consequences.

**Step 5**

Home Tutor contacts parent and/or Class Teacher for support.

**Step 6**

Home Tutor/Parent consults with Class Teacher or Principal regarding further action.

**Universal Behaviour Support**

**Targeted Behaviour Support**

**Intensive Behaviour Support**