

ACCESSING BLACKBOARD COURSES

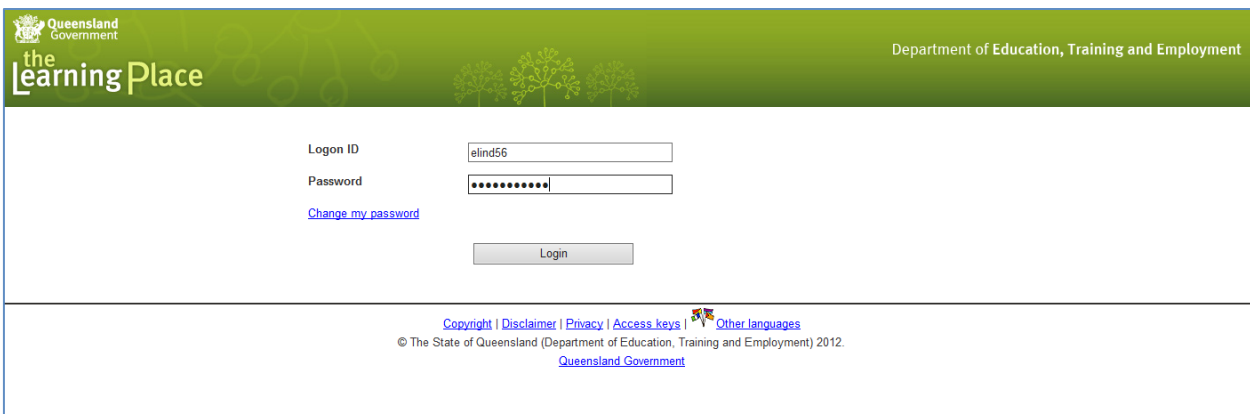
Blackboard is the internet based system that is used to provide many of the resources you will require and some of the activities you will be asked to participate in.

It is important that you learn to log onto the Blackboard as soon as possible and become familiar with how to use it. If you have any difficulties, you need to contact your teacher immediately.

1. HOW TO FIND THE BLACKBOARD WEBSITE

Links are available from the Learning Place website (Listed as **My eLearn** on the left hand side of the screen) or go directly to: <https://elearn.eq.edu.au>

2. LOGIN WITH YOUR STUDENT ACCOUNT DETAILS



Queensland Government
 the Learning Place
 Department of Education, Training and Employment

Logon ID:

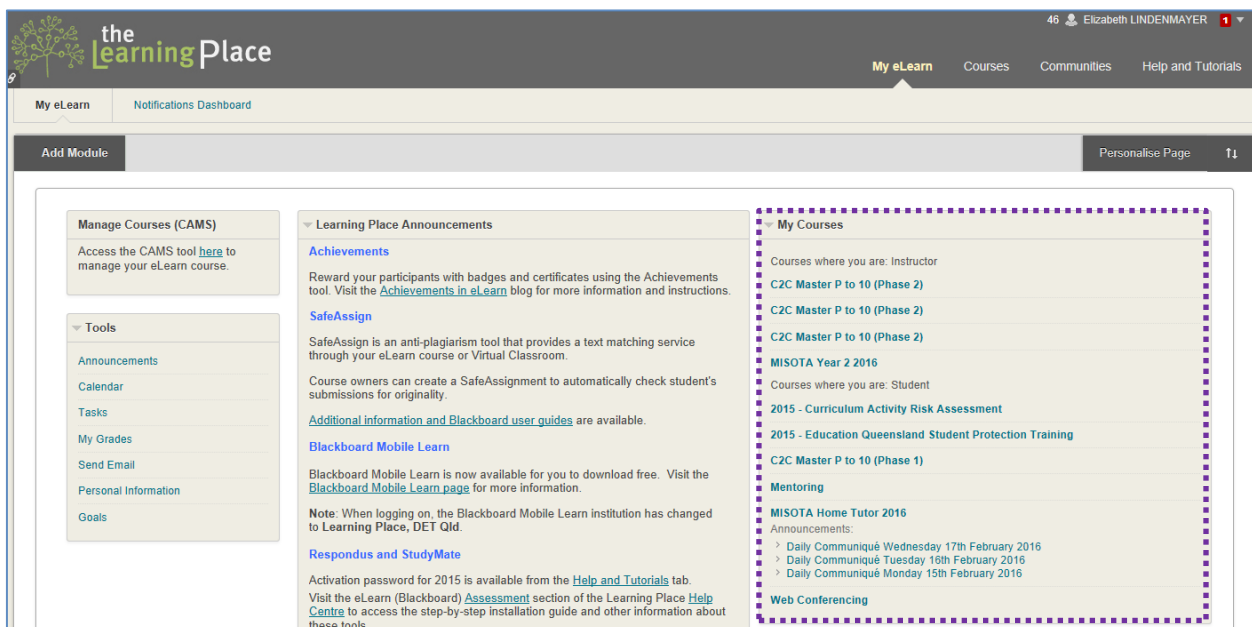
Password:

[Change my password](#)

[Copyright](#) | [Disclaimer](#) | [Privacy](#) | [Access keys](#) | [Other languages](#)
 © The State of Queensland (Department of Education, Training and Employment) 2012.
[Queensland Government](#)

3. SELECT COURSE

You will find all of your available courses on the right hand side of the page. Click on your course to enter it.



the Learning Place
 My eLearn Courses Communities Help and Tutorials

My eLearn Notifications Dashboard

Add Module Personalise Page 11

Manage Courses (CAMS)
 Access the CAMS tool [here](#) to manage your eLearn course.

Tools

- Announcements
- Calendar
- Tasks
- My Grades
- Send Email
- Personal Information
- Goals

Learning Place Announcements

Achievements
 Reward your participants with badges and certificates using the Achievements tool. Visit the [Achievements in eLearn](#) blog for more information and instructions.

SafeAssign
 SafeAssign is an anti-plagiarism tool that provides a text matching service through your eLearn course or Virtual Classroom.
 Course owners can create a SafeAssignment to automatically check student's submissions for originality.
[Additional information and Blackboard user guides](#) are available.

Blackboard Mobile Learn
 Blackboard Mobile Learn is now available for you to download free. Visit the [Blackboard Mobile Learn page](#) for more information.

Note: When logging on, the Blackboard Mobile Learn institution has changed to Learning Place, DET Qld.

Respondus and StudyMate
 Activation password for 2015 is available from the [Help and Tutorials](#) tab. Visit the eLearn (Blackboard) [Assessment](#) section of the Learning Place [Help Centre](#) to access the step-by-step installation guide and other information about these tools.

My Courses

Courses where you are: Instructor

- C2C Master P to 10 (Phase 2)
- C2C Master P to 10 (Phase 2)
- C2C Master P to 10 (Phase 2)
- MISOTA Year 2 2016

Courses where you are: Student

- 2015 - Curriculum Activity Risk Assessment
- 2015 - Education Queensland Student Protection Training
- C2C Master P to 10 (Phase 1)
- Mentoring
- MISOTA Home Tutor 2016

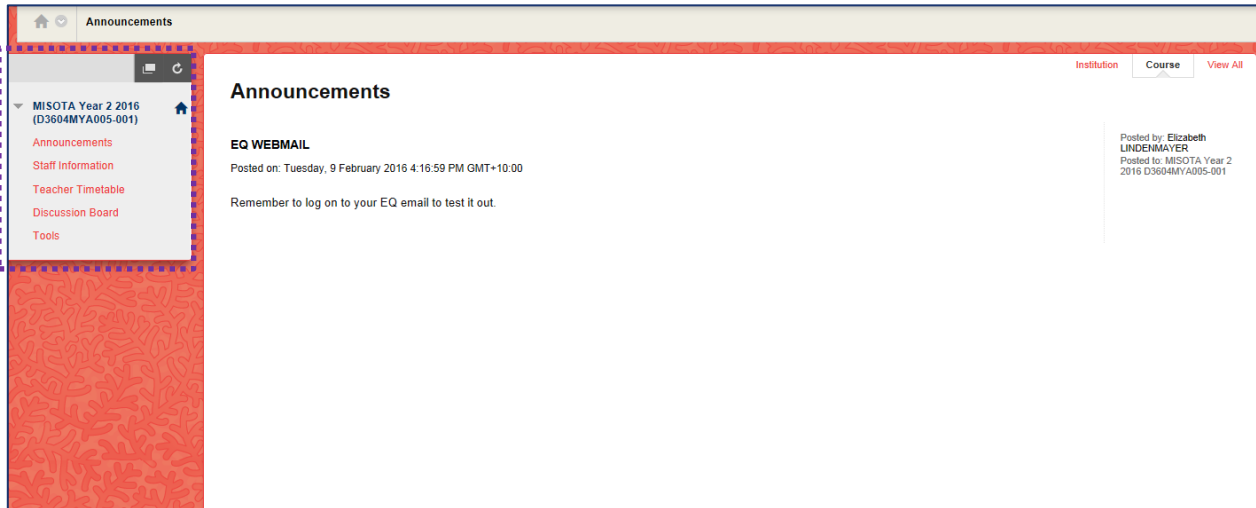
Announcements:

- > Daily Communiqué Wednesday 17th February 2016
- > Daily Communiqué Tuesday 16th February 2016
- > Daily Communiqué Monday 15th February 2016

Web Conferencing

4. VIEWING YOUR COURSE CONTENT

From here you can see a course outline and access additional resources for your year level your class teacher has posted.



The screenshot displays a Moodle course page titled "Announcements". The page has a red patterned header and a sidebar on the left. The sidebar contains a navigation menu for "MISOTA Year 2 2016 (D3604MYA005-001)" with links for "Announcements", "Staff Information", "Teacher Timetable", "Discussion Board", and "Tools". The main content area features a heading "Announcements" and a section titled "EQ WEBMAIL". The announcement text reads: "Posted on: Tuesday, 9 February 2016 4:16:59 PM GMT+10:00" and "Remember to log on to your EQ email to test it out." On the right side, there is a metadata box showing "Posted by: Elizabeth LINDENMAYER" and "Posted to: MISOTA Year 2 2016 D3604MYA005-001". At the top right of the page, there are tabs for "Institution", "Course", and "View All".